

# 2025 ANNUAL REPORT



KINGSLEY PRIMARY SCHOOL



# PRINCIPAL'S REPORT

It is with great pleasure that I present the 2025 Annual Report on behalf of Kingsley Primary School and the School Council. Our annual report provides details of student academic and non-academic achievement and highlights major achievements in the areas of school and student performance, financial and workforce management. Kingsley Primary school continued to thrive during 2025 as we followed The Kingsley Way embedding our values of showing Respect, Responsibility, Resilience and Excellence.

Our students have embraced opportunities with enthusiasm, curiosity, and a willingness to try new things. It has been a pleasure to watch their confidence grow – not only in the classroom, but across the many experiences that make primary school so special.

Highlights of the year included our excursion to SciTech, where our year 4-6 students explored science through hands-on discovery and engaging demonstrations. Their curiosity and excitement were wonderful to see. We were also delighted to welcome the musical group The Silver Threads, whose performance brought energy and joy to our school community.

Our students represented the school with pride in interschool sport, demonstrating teamwork, perseverance, and excellent sportsmanship. The Massed Choir experience was another proud moment, as our young singers joined together in harmony, showing both courage and commitment. The West Australian Symphony Orchestra (WASO) incursion was a wonderful cultural experience, inspiring students through the power and beauty of live orchestral music.

Alongside these special events, programs such as Edu-Dance, the year 6 camp and in term swimming have supported our students in building confidence, resilience, and essential life skills. These experiences, alongside their classroom learning, help shape confident, capable, and well-rounded young people. I am incredibly proud of our students and extend my heartfelt thanks to our dedicated staff and supportive families. Education is a partnership, and the strength of our community lies in the way we work together to ensure every child feels valued, supported, and encouraged to reach their potential.

It has been a pleasure and a privilege to be the principal of Kingsley Primary School 2025.

**Caroline Churchill**

Principal



# OUR SCHOOL

Kingsley Primary School is a hidden gem nestled amongst native Australian bushland between Kelmscott and Armadale in Perth. We are a small school that caters for 250 students from Kindergarten to Year 6 and we pride ourselves on not just enrolling students, but enrolling families into our high-support Kingsley community. Building strong relationships is at the heart of our school's philosophy and we believe that a strong connection between home and school is vital to the success and wellbeing of our students.



# OUR STAFF



Staff Numbers			
	No	FTE	AB'L
Principals	1	1.0	0
Deputy Principals	2	1.2	0
Administration	2	1.9	0
Teaching Staff	15	12.8	1
Allied Professionals	13	9.3	1
Maintenance	1	0.6	0
Total	34	26.8	2

# OUR MORAL PURPOSE

Our Moral Purpose at Kingsley Primary School is that we are relationships based, culturally rich and whole child focused. We have high expectations of our staff, students and community.



# OUR STUDENTS

Primary	K	PP	Y1	Y2	Y3	Y4	Y5	Y6	Total
Full Time	(20)	28	33	21	32	38	25	37	234
Part Time	40								

Gender	K	PP	Primary	Total
Male	19	18	112	149
Female	21	10	74	105
Total	40	28	186	254

	K	PP	Primary	Total
Aboriginal	3	8	30	41
Non-Aboriginal	37	20	156	213
Total	40	28	186	254

Attendance Data								
Non-Aboriginal			Aboriginal			Total		
School	Like Schools	WA Public Schools	School	Like Schools	WA Public Schools	School	Like Schools	WA Public Schools
88.7%	88.9%	90.7%	80.9%	77.7%	73.2%	87.4%	87.2%	89.1%

Attendance Category				
	Regular	At Risk		
		Indicated	Moderate	Severe
2023	56.2%	24.9%	15.2%	3.7%
2024	54.9%	21.5%	16.3%	7.3%
2025	58.1%	20.3%	15.4%	6.2%
Like Schools 2025	55.0%	26.3%	12.9%	5.8%


The school monitors and manages student attendance using Integris (SIS) and the Student Attendance Reporting application (SAR) to maximise the opportunities of all students to learn. At the school level, student attendance reports, tables and graphs are utilised for trend and analysis at school, student group, or individual student level, including for students with severe non-attendance.

Our Target in relation to Attendance Data:  
Annually Kingsley Primary School's attendance total percentage will be at or above like school totals. This was achieved in 2025.



# NAPLAN

	Year 3			Year 5		
	2023	2024	2025	2023	2024	2025
Numeracy	0.8	-0.2	1.2	-0.5	-0.9	-0.7
Reading	1.2	0.5	1.5	-0.1	-1.0	-0.3
Writing	0.2	0.3	1.1	0.9	0.1	0.7
Spelling	1.2	0.0	1.2	0.5	-0.8	1.5
Grammar	1.8	0.4	0.4	-0.2	-0.6	-0.6



	Above Expected - more than one standard deviation above the predicted school mean
	Expected - within one standard deviation of the predicted school mean
	Below Expected - more than one standard deviation below the predicted school mean

## Our Target in relation to NAPLAN Data is:

Kingsley Primary School's annual total NAPLAN results will be at or above like schools. Our Year 3 cohort achieved exceptionally well, with above expected results in numeracy, reading, writing and spelling. Our Year 5 cohort achieved as well as expected and achieved above expected results in spelling.

WA Public Schools	Year 3 Numeracy	
	School	Like Schools
Top 20%	14%	10%
Middle 60%	66%	63%
Bottom 20%	21%	26%

WA Public Schools	Year 5 Numeracy	
	School	Like Schools
Top 20%	8%	8%
Middle 60%	52%	61%
Bottom 20%	40%	31%

WA Public Schools	Year 3 Reading	
	School	Like Schools
Top 20%	19%	10%
Middle 60%	69%	61%
Bottom 20%	13%	29%

WA Public Schools	Year 5 Reading	
	School	Like Schools
Top 20%	4%	12%
Middle 60%	71%	59%
Bottom 20%	25%	29%

WA Public Schools	Year 3 Writing	
	School	Like Schools
Top 20%	19%	19%
Middle 60%	55%	56%
Bottom 20%	26%	25%

WA Public Schools	Year 5 Writing	
	School	Like Schools
Top 20%	4%	14%
Middle 60%	85%	61%
Bottom 20%	12%	25%

WA Public Schools	Year 3 Spelling	
	School	Like Schools
Top 20%	10%	13%
Middle 60%	73%	58%
Bottom 20%	17%	29%

WA Public Schools	Year 5 Spelling	
	School	Like Schools
Top 20%	17%	14%
Middle 60%	71%	56%
Bottom 20%	13%	30%

WA Public Schools	Year 3 Grammar	
	School	Like Schools
Top 20%	0%	13%
Middle 60%	83%	59%
Bottom 20%	17%	29%

WA Public Schools	Year 5 Grammar	
	School	Like Schools
Top 20%	4%	10%
Middle 60%	63%	60%
Bottom 20%	33%	30%

# FINANCES

This is the financial summary for KPS as of 31 December 2025. Our one-line budget allowed for resources to be adjusted and utilised to support stability and areas of need for students' care and learning throughout the school year. All cost centres utilised their budgets to support student learning.

Forecast One Line Budget 2025	
Carry Forward (Cash):	\$68,568
Carry Forward (Salary):	\$263,933
INCOME	
Student-Centred Funding	\$3,242,480
Transfers and Adjustments	\$0
Locally Raised Funds	\$69,210
Total Funds:	\$3,644,191
EXPENDITURE	
Salaries:	\$3,281,981
Goods and Services (Cash):	\$405,409
Total Expenditure	\$3,687,390

# SCHOOL COUNCIL



KPS has a strong school council and student leadership team. The KPS school council agenda yearly overview clearly articulates meeting objectives. This enables us to find valuable ways to build our capacity as a school and acts as a bridge between the school, the school board and the broader community. We work together to ensure meetings are transparent and informative.

# STRATEGIC PLAN

A new cycle for the Strategic Plan began in 2025. Staff worked together to create goals under six Focus areas: Relationships and Partnerships, Learning Environment, Leadership, Use of Resources, Teaching Quality and Student Performance. Strategies were identified to assist in reaching those goals.


Some of the early successes in 2025 were:

- embedding Positive Behaviour Support (PBS) as a whole school approach to managing behaviour
- implementing a distributed leadership model
- providing leadership professional learning for PoLT Leaders
- investigating and implementing a whole school numeracy program




OFFICIAL

**BEHAVIOUR MATRIX**



# THE KINGSLEY WAY

<b>W</b>	<b>A</b>	<b>Y</b>
<b>WORK HARD AT LEARNING</b>	<b>ACT WITH RESPECT</b>	<b>OWN YOUR CHOICES</b>
<ul style="list-style-type: none"> <li>Be resilient</li> <li>Be a problem solver</li> <li>Be persistent</li> <li>Be a positive learner</li> <li>Strive for excellence</li> </ul>	<ul style="list-style-type: none"> <li>Be friendly and kind</li> <li>Follow instructions</li> <li>Wear your school uniform with pride</li> <li>Use equipment correctly</li> <li>Look after our environment</li> </ul>	<ul style="list-style-type: none"> <li>Take responsibility for your choices and actions</li> <li>Be organised for learning</li> <li>See something, say something</li> <li>Move around safely</li> <li>Have high standards</li> </ul>



ANYWHERE, ANYTIME!





# HIGHLIGHTS

