

2023



KINGSLEY PRIMARY SCHOOL

Annual Report 2023



Be Strong: Work as a Team

Message From the Principal

It is with a feeling of great pride that I present Kingsley Primary School's Annual School Report. I was privileged to join the Kingsley community as Principal in July this year. I was immediately impressed by the school's magnificent gardens and the calm environment that is created by the abundance of flora and fauna that is woven throughout the campus. On my arrival, I was warmly welcomed by the existing leadership team and a staff of highly experienced and dedicated individuals who share a common moral purpose of ensuring that all students achieve their personal best!

Our Annual Report is snapshot of the key information that is generated, shared and analysed in greater depth by staff and our newly revitalised School Council. It forms part of the evidence that will drive our decision-making processes in the development of our 2024-2026 Strategic Plan.

As your Principal, I am committed to working together with our staff, parents, students and the wider school community to create an environment where every child can flourish. Thank you for entrusting us with your child's education. Together we will empower our students to become confident, compassionate and culturally aware individuals who make a positive contribution to the world in which we live.

Social, emotional and academic outcomes for students are best when school governance is strong, the community is involved in the school, and parents and caregivers work in partnership with school staff. We are privileged to enjoy high levels of all these factors, and I sincerely thank all stakeholders for playing their part in 2023.

Sam Goodlad
Principal



Snapshot of Kingsley Primary

Kingsley Primary School is a hidden gem nestled amongst native Australian bushland between Kelmscott and Armadale in Perth. We are a small school that caters for 250 students from Kindergarten to Year 6 and we pride ourselves on not just enrolling students, but enrolling families into our high-support Kingsley community. Building strong relationships is at the heart of our school's philosophy and we believe that a strong connection between home and school is vital to the success and wellbeing of our students.

Our Moral Purpose

At Kingsley Primary School, we believe in nurturing the development of the whole child. Our moral purpose is to provide an education that goes beyond academics, focussing on the holistic development of each and every student in our care. We are driven by our high-expectations culture and explicitly teach The Kingsley Way – encouraging Respect, Responsibility, Resilience and a drive to achieve Excellence in all that we do!

Our school is culturally rich, with over 15 different language groups being represented. We celebrate diversity and strive to create an inclusive environment where students from all backgrounds can thrive. We believe that a culturally rich education is essential for preparing our students to succeed in an increasingly interconnected world.



Vision and Values

The work done at Kingsley Primary School is underpinned by the following shared values:

- **PARTNERSHIPS:** The school strives to cultivate positive partnerships between staff, students, parents and the community to provide a supportive and safe learning environment.
- **ENVIRONMENT:** All members of the school community have the right to be safe, respected and supported. We treat others, as we would like to be treated.
- **RESPONSIBILITY:** The school promotes social and emotional development so that all members of the school community accept responsibility for their own learning, behaviour and conduct and fosters resilient, responsible and caring citizens. All views are valued.
- **INCLUSIVITY:** The school acknowledges and respects that children bring a variety of beliefs, cultures, learning styles and background knowledge and experiences and will provide a curriculum that caters for all differences, encouraging excellence and nurturing the whole child.
- **EXPERTISE:** Staff engage in ongoing professional development in order to maintain a work ethic and determination that results in the highest achievement of all students.
- **RESOURCES:** To provide a supportive and challenging learning environment, resourced and staffed adequately, in order to cater for all individual needs and differences.

School Council

An influx of new members to School Council as well as a new chairperson in early 2023 has revitalised the Council. Members have taken the opportunity to familiarise themselves with the roles and responsibilities of being a Council member through the online resources offered by the Education Dept's website. Although the new Council is still feeling its way it has, in addition to mandated duties, introduced an updated Terms of Reference to provide a solid basis for operation.

The Council has considered ways of welcoming the cultural diversity that exists in the KPS community and moved to rename, through appropriate local consultation and engagement, areas of the school to reflect the Aboriginal heritage and local community. One of the future challenges of Council will be to find ways and means to more fully engage the whole community in the activities of KPS.

| Council Member | Representation |
|------------------------------------|--------------------------|
| Tim Fetherstonaugh (Council Chair) | Staff |
| Sam Goodlad | Staff – Principal |
| Michael Devlin | Staff – Deputy Principal |
| Glenn Noblet | Staff – Deputy Principal |
| Mark Harrington | Parent |
| Ruth Canales | Parent |
| Siobhan Jefferies | Parent |
| Hayley McHenry | Parent |
| Jessica Vestby | Parent |

Tim Fetherstonaugh

School Council Chair

Kingsley Finances

| ONE LINE BUDGET - Dec 2023 (Verified Dec Cash) | | |
|--|---------------------|------------------|
| | Current Budget (\$) | Actual YTD (\$) |
| Carry Forward (Cash): | 424,894 | 424,894 |
| Carry Forward (Salary): | 227,082 | 227,082 |
| INCOME | | |
| Student-Centred Funding (including Transfers & Adjustments): | 2,964,660 | 2,964,660 |
| Locally Raised Funds: | 78,859 | 88,164 |
| Total Funds: | 3,695,495 | 3,704,801 |
| EXPENDITURE | | |
| Salaries: | 2,715,972 | 2,715,972 |
| Goods and Services (Cash): | 574,556 | 477,539 |
| Total Expenditure: | 3,290,528 | 3,193,511 |
| VARIANCE: | 404,968 | 511,290 |

Staff and Student Information 2023

Staff Numbers

| | No | FTE | AB'L |
|--------------------------------------|-----------|-------------|----------|
| Administration Staff | | | |
| Principals | 1 | 1.0 | 0 |
| Associate / Deputy / Vice Principals | 2 | 1.6 | 0 |
| Total Administration Staff | 3 | 2.6 | 0 |
| Teaching Staff | | | |
| Other Teaching Staff | 16 | 13.3 | 1 |
| Total Teaching Staff | 16 | 13.3 | 1 |
| School Support Staff | | | |
| Clerical / Administrative | 2 | 1.7 | 0 |
| Gardening / Maintenance | 1 | 0.8 | 0 |
| Instructional | 1 | 0.6 | 0 |
| Other Allied Professionals | 9 | 7.3 | 0 |
| Total School Support Staff | 13 | 10.4 | 0 |
| Total | 32 | 26.3 | 1 |



Student Numbers

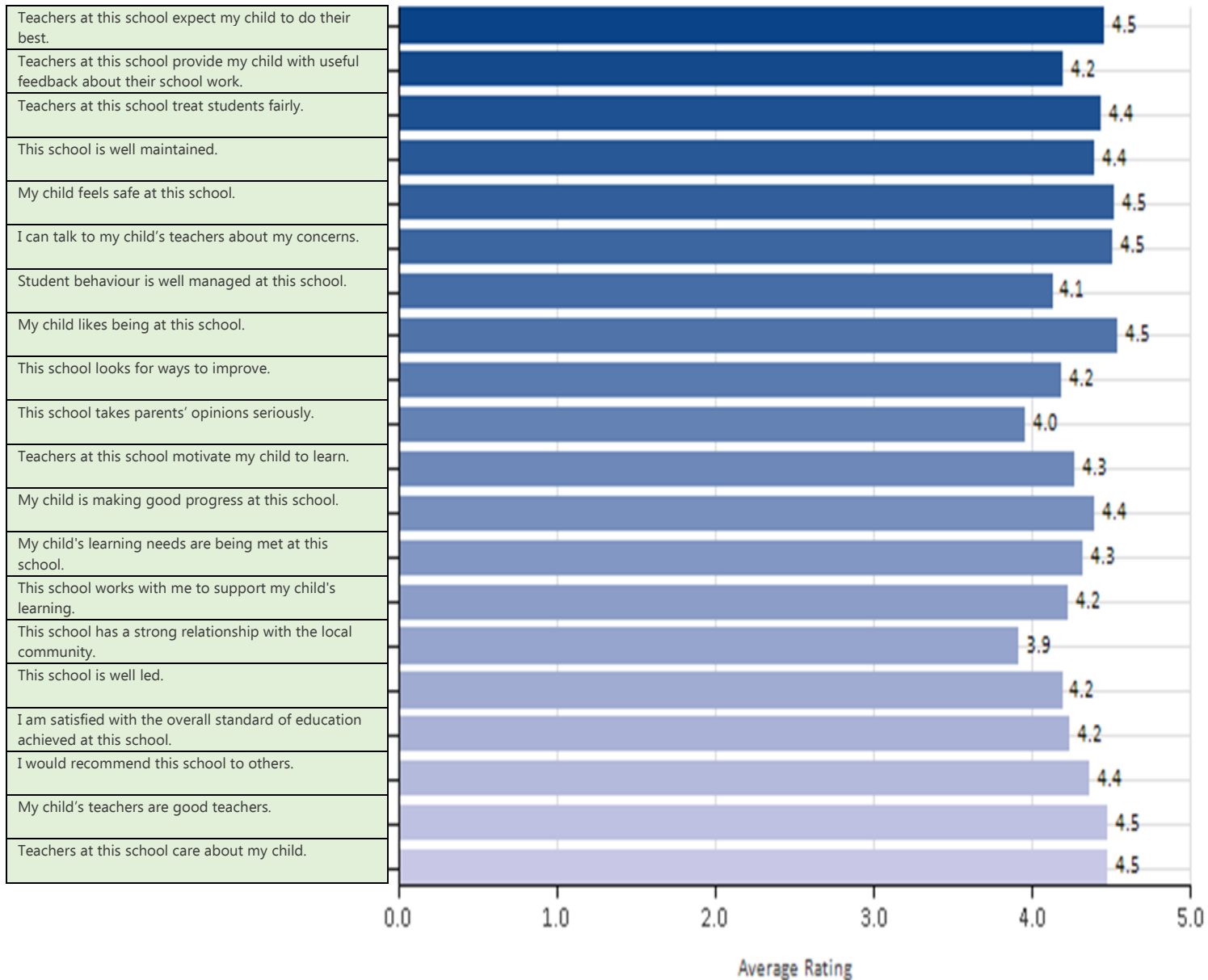
| Primary | Kin | PPR | Y01 | Y02 | Y03 | Y04 | Y05 | Y06 | Total |
|-----------|------|-----|-----|-----|-----|-----|-----|-----|-------|
| Full Time | (14) | 27 | 30 | 36 | 22 | 39 | 30 | 30 | 228 |
| Part Time | 28 | | | | | | | | |

| | Kin | PPR | Pri | Total |
|--------------|-----------|-----------|------------|------------|
| Male | 19 | 13 | 90 | 122 |
| Female | 9 | 14 | 97 | 120 |
| Total | 28 | 27 | 187 | 242 |

| | Kin | PPR | Pri | Total |
|----------------|-----------|-----------|------------|------------|
| Aboriginal | 5 | 12 | 27 | 44 |
| Non-Aboriginal | 23 | 15 | 160 | 198 |
| Total | 28 | 27 | 187 | 242 |



2023 Parent Survey Feedback



They always listen to me as a parent.

How friendly and welcoming the staff are, how well presented the school is, the way the teachers go about helping a child improve and the communication from teachers to parents and students.

All staff are very pleasant and has a lovely community feel. I feel the staff do a great job supporting and caring for student needs.

What parents liked about Kingsley PS

The diversity from teachers, learning criteria and students. The teachers, administrators, resources and leadership are amazing and understanding they have always provided exceptional support to me as a parent and to my children.

I love that its small and feels like a family community.

Student Wellbeing and Attendance

Student Attendance

| | Non-Aboriginal | | | Aboriginal | | | Total | | |
|-------------|----------------|--------------|-------------------|------------|--------------|-------------------|--------|--------------|-------------------|
| | School | Like Schools | WA Public Schools | School | Like Schools | WA Public Schools | School | Like Schools | WA Public Schools |
| 2021 | 90.8% | 91% | 92.4% | 81.3% | 75.9% | 76.8% | 89.5% | 89% | 91% |
| 2022 | 85.7% | 85.7% | 88.3% | 78.4% | 68.1% | 69.5% | 84.5% | 83% | 86.6% |
| 2023 | 89.1% | 88.4% | 90.3% | 79.5% | 75.5% | 74.3% | 87.5% | 86.4% | 88.9% |

Analysis

Monitoring and improving attendance can be an ongoing challenge, particularly following the pandemic. Our current process involves a graduated escalation of action depending on each case. While the average attendance rate is slightly under the WA school average, it is above that of like schools, and particularly high for our Aboriginal students. We attribute this to Kingsley being a safe, consistent, reliable and inclusive environment for students.

Student Wellbeing

Kingsley PS prides itself on fostering a safe and nurturing learning environment. Staff are whole-child focused and ensure all students feel 'known' here. In Term 3 students participated in a school culture survey. Results from the survey showed the overwhelming majority of students felt safe at school, and enjoyed coming to school.

| | Strongly disagree | | Disagree | | Neither agree nor disagree | | Agree | | Strongly agree | |
|----------------------------|-------------------|----|----------|----|----------------------------|-----|-------|-----|----------------|-----|
| | Num | % | Num | % | Num | % | Num | % | Num | % |
| I feel safe at my school. | 4 | 4% | 5 | 5% | 9 | 8% | 31 | 29% | 58 | 54% |
| I like being at my school. | 4 | 4% | 5 | 5% | 12 | 11% | 30 | 28% | 55 | 52% |

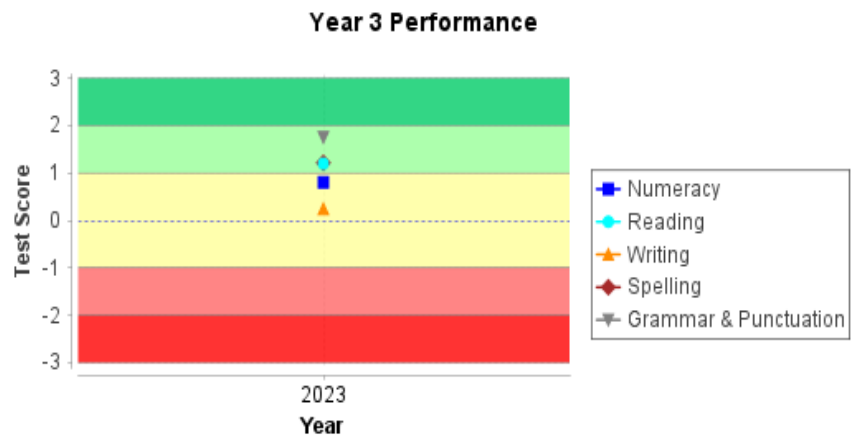
"Kingsley is an amazing school, lots of teachers care about me and I have an amazing and helpful teacher".



Academic Progress and Achievement

Kingsley PS NAPLAN 2023 (ICSEA 923)

| Year 3 | Performance | Students |
|-----------------------|-------------|----------|
| | 2023 | 2023 |
| Numeracy | 0.8 | 20 |
| Reading | 1.2 | 20 |
| Writing | 0.2 | 20 |
| Spelling | 1.2 | 20 |
| Grammar & Punctuation | 1.8 | 20 |



| | |
|---|----------------|
| 1 | Above Expected |
| 2 | Expected |
| 3 | Below Expected |

| WA Public Schools | Year 3 Numeracy | | | | | |
|-------------------|-----------------|------|------|--------------|------|------|
| | School | | | Like Schools | | |
| | 2021 | 2022 | 2023 | 2021 | 2022 | 2023 |
| Top 20% | 13% | 6% | 15% | 13% | 12% | 8% |
| Middle 60% | 58% | 58% | 55% | 64% | 60% | 59% |
| Bottom 20% | 29% | 35% | 30% | 23% | 28% | 33% |

Comparable to like schools

Below WA Public schools

| WA Public Schools | Year 3 Reading | | | | | |
|-------------------|----------------|------|------|--------------|------|------|
| | School | | | Like Schools | | |
| | 2021 | 2022 | 2023 | 2021 | 2022 | 2023 |
| Top 20% | 8% | 7% | 20% | 13% | 12% | 8% |
| Middle 60% | 67% | 70% | 60% | 62% | 57% | 58% |
| Bottom 20% | 25% | 23% | 20% | 25% | 31% | 35% |

Above like schools

Comparable to WA Public schools

| WA Public Schools | Year 3 Writing | | | | | |
|-------------------|----------------|------|------|--------------|------|------|
| | School | | | Like Schools | | |
| | 2021 | 2022 | 2023 | 2021 | 2022 | 2023 |
| Top 20% | 17% | 19% | 10% | 8% | 13% | 8% |
| Middle 60% | 74% | 45% | 60% | 67% | 60% | 56% |
| Bottom 20% | 9% | 35% | 30% | 25% | 27% | 36% |

Comparable to like schools

Comparable to WA Public schools

| WA Public Schools | Year 3 Spelling | | | | | |
|-------------------|-----------------|------|------|--------------|------|------|
| | School | | | Like Schools | | |
| | 2021 | 2022 | 2023 | 2021 | 2022 | 2023 |
| Top 20% | 17% | 13% | 10% | 13% | 13% | 12% |
| Middle 60% | 67% | 70% | 60% | 60% | 54% | 55% |
| Bottom 20% | 17% | 17% | 30% | 27% | 33% | 33% |

Comparable to like schools

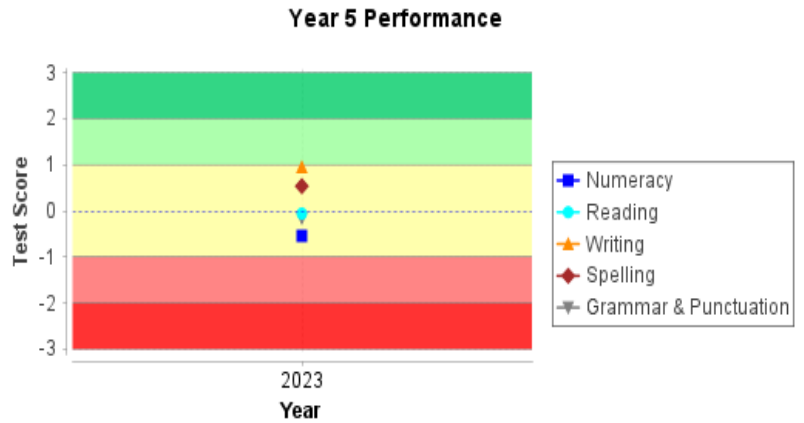
Comparable to WA Public schools

| WA Public Schools | Year 3 Grammar & Punctuation | | | | | |
|-------------------|------------------------------|------|------|--------------|------|------|
| | School | | | Like Schools | | |
| | 2021 | 2022 | 2023 | 2021 | 2022 | 2023 |
| Top 20% | 13% | 13% | 25% | 12% | 13% | 8% |
| Middle 60% | 75% | 67% | 55% | 62% | 58% | 60% |
| Bottom 20% | 13% | 20% | 20% | 27% | 29% | 32% |

Above like schools

Comparable to WA Public schools

| Year 5 | Performance | Students |
|-----------------------|-------------|----------|
| | 2023 | 2023 |
| Numeracy | -0.5 | 30 |
| Reading | -0.1 | 30 |
| Writing | 1.0 | 30 |
| Spelling | 0.5 | 30 |
| Grammar & Punctuation | -0.2 | 30 |



| | |
|---|----------------|
| 1 | Above Expected |
| 2 | Expected |
| 3 | Below Expected |

| WA Public Schools | Year 5 Numeracy | | | | | |
|-------------------|-----------------|------|------|--------------|------|------|
| | School | | | Like Schools | | |
| | 2021 | 2022 | 2023 | 2021 | 2022 | 2023 |
| Top 20% | 10% | 13% | 10% | 11% | 12% | 9% |
| Middle 60% | 59% | 52% | 47% | 64% | 59% | 57% |
| Bottom 20% | 31% | 35% | 43% | 24% | 29% | 33% |

Below like schools

Below WA Public schools

| WA Public Schools | Year 5 Reading | | | | | |
|-------------------|----------------|------|------|--------------|------|------|
| | School | | | Like Schools | | |
| | 2021 | 2022 | 2023 | 2021 | 2022 | 2023 |
| Top 20% | 7% | 6% | 7% | 12% | 12% | 9% |
| Middle 60% | 67% | 77% | 63% | 64% | 59% | 58% |
| Bottom 20% | 27% | 16% | 30% | 25% | 29% | 34% |

Comparable to like schools

Below WA Public schools

| WA Public Schools | Year 5 Writing | | | | | |
|-------------------|----------------|------|------|--------------|------|------|
| | School | | | Like Schools | | |
| | 2021 | 2022 | 2023 | 2021 | 2022 | 2023 |
| Top 20% | 13% | 23% | 10% | 13% | 13% | 13% |
| Middle 60% | 57% | 61% | 67% | 56% | 62% | 58% |
| Bottom 20% | 30% | 16% | 23% | 31% | 26% | 29% |

Comparable to like schools

Below WA Public schools

| WA Public Schools | Year 5 Spelling | | | | | |
|-------------------|-----------------|------|------|--------------|------|------|
| | School | | | Like Schools | | |
| | 2021 | 2022 | 2023 | 2021 | 2022 | 2023 |
| Top 20% | 30% | 19% | 7% | 11% | 13% | 11% |
| Middle 60% | 40% | 55% | 60% | 62% | 57% | 58% |
| Bottom 20% | 30% | 26% | 33% | 27% | 30% | 31% |

Comparable to like schools

Below WA Public schools

| WA Public Schools | Year 5 Grammar & Punctuation | | | | | |
|-------------------|------------------------------|------|------|--------------|------|------|
| | School | | | Like Schools | | |
| | 2021 | 2022 | 2023 | 2021 | 2022 | 2023 |
| Top 20% | 17% | 16% | 13% | 10% | 12% | 10% |
| Middle 60% | 57% | 65% | 37% | 64% | 60% | 56% |
| Bottom 20% | 27% | 19% | 50% | 25% | 27% | 33% |

Below like schools

Below WA Public schools


Kingsley Highlights



Edu Dance Concert



Fathering Project BBQ



Book Awards



Loch Ness Monsters



NAIDOC Ceremony

Affirmation Raffle



Athletics Carnival



Book Week Parade

Public School Review

During Term 4 in 2023, Kingsley Primary School participated in a Public School Review. Our PSR process had begun long ago, as the impact of COVID19 meant that many school reviews had been postponed. KPS engaged in a collaborative approach to the review, with a number of staff members begin involved, from admin, to teaching and support staff. The preparation and subsequent validation visit were positive, valuable, and rewarding experiences, with opportunities to reflect and to identify possibilities for improvement.

Below is a brief snapshot of the report:

Relationships and partnerships

An experienced and caring staff work to build connections with families to support student learning. There is a shared understanding of the importance of fostering positive relationships as the foundation for ensuring success for all students.

Learning environment

The attention given to care and respect in the interactions between staff and students has created a welcoming and safe environment. Classrooms are inviting and the ongoing grounds improvements provide a physical environment that promotes outdoor learning.

Leadership

The newly appointed Principal brings a skill set that complements the strengths of the executive leadership team. Together they are committed to developing a culture of thriving teams through a range of professional learning and improvement processes.

Use of resources

The Principal, manager corporate services and Finance Committee work collaboratively to ensure decision making processes are transparent, evidence-based and monitored effectively. Resource allocation has been aligned to the needs of students and are strategically managed.

Teaching quality

Schools that significantly impact student learning are characterised by a culture of high academic expectations in which teachers take personal and collective responsibility to deliver a consistent school-wide pedagogy, based on shared beliefs and clear expectations about effective teaching and learning. Kingsley Primary School is working towards this goal.

Student achievement and progress

A commitment to improve student outcomes is evident. A focus of developing whole-school processes for the consistent collection and systematic analysis of student achievement and progress data will support this.

Kingsley Primary School received a three-year return for five out of the six domains, with the review team returning in Term 4 2024 to assess the progress made in the Quality Teaching domain.

